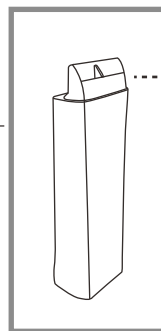
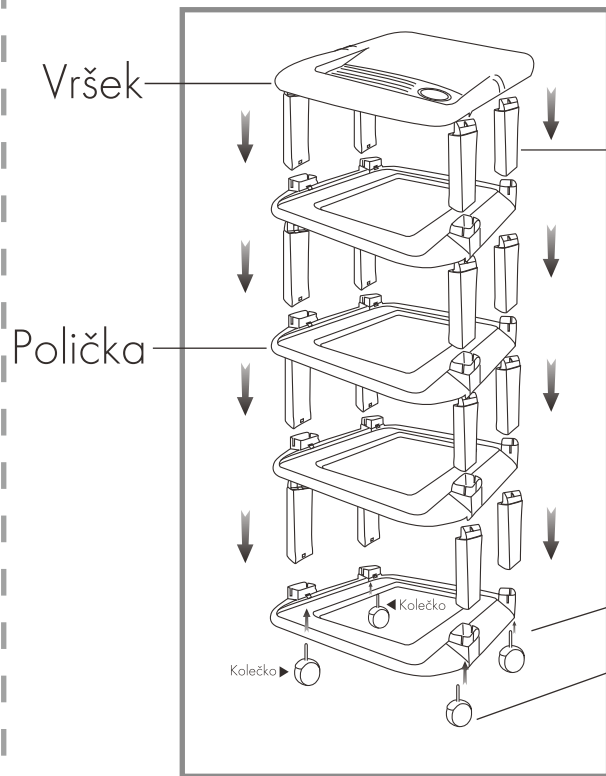
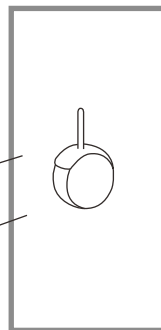


## CZ/SK - JAK SESTAVIT



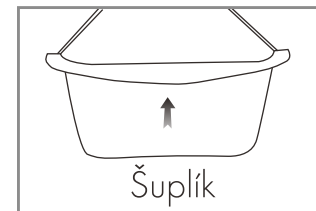
Tímto nahoru

◀ Podpěra



◀ Kolečko

### 4 patrový regál



↑  
Šuplík

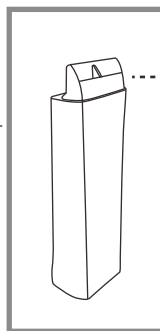
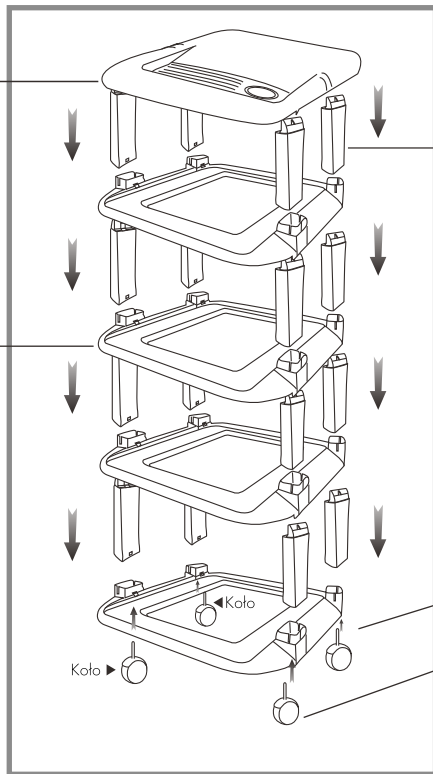
### SOUČÁSTI

Vršek x 1      Podpěra x 16  
Kolečko x 4      Polička x 4  
Šuplík x 4

## PL - JAK ZBUDOWAĆ

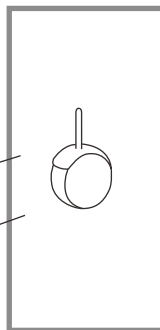
Górna część

Półka



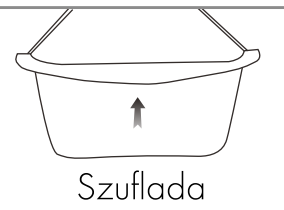
w górę

Wsparcie



Kolo

### REGAŁ 4 PIĘTRA



Szuflada

### CZĘŚCI

Górna część x 1    Wsparcie x 16  
Noga A x 2        Noga B x 2  
Kolo x 2            Półka x 4  
Szuflada x 4